

# Handheld CCD Scanner Setup

## PS2/USB Keyboard Style


Rev 1.10

Scan barcodes top to bottom starting with the left column and then the right column.


Set Defaults




Start



PS2/USB Keyboard Mode



All Barcodes ON



Always ON Mode



Start



End of Text None



Start Preamble



` Character 1




` Character 2




b Character 1




b Character 2




2 Character 1



2 Character 2




Save



Start



Start Postamble



` Character 1



` Character 2



Save

